

# Firmware update

■ When starting use, or there is a problem, we recommend that you try Firmware Update

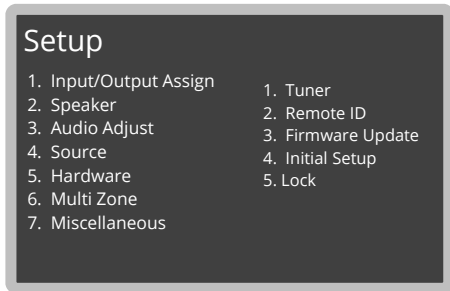
Most products have two types of Update means installed.

1) USB Update \* recommend  
<https://www.onkyousa.com/Downloads/firmware.php>

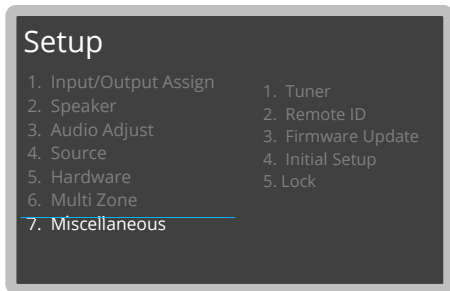
2) Network Update  
Depending on the customer's network environment, symptoms such as extremely slow (1 hour or more), not starting, stopping on the way, etc. may occur.

**Tips**  
Of the products requested to be repaired, there are many products improved

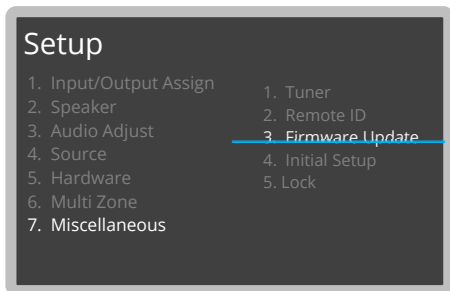
## (1) SETUP ( Front panel or Remote controller)



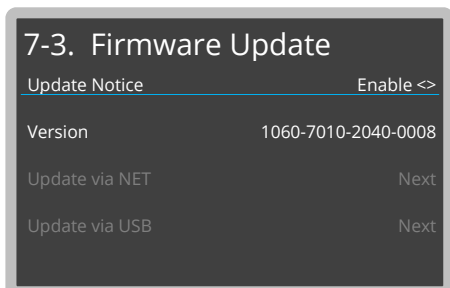
## (2) Miscellaneous



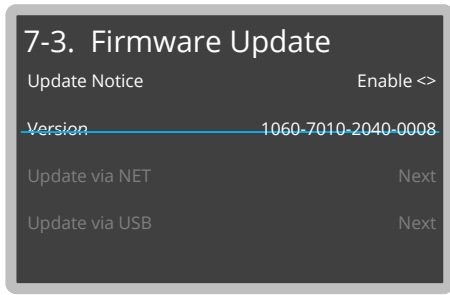
## (3) Firmware Update



## (4) Update Notice




(5) Version confirmation



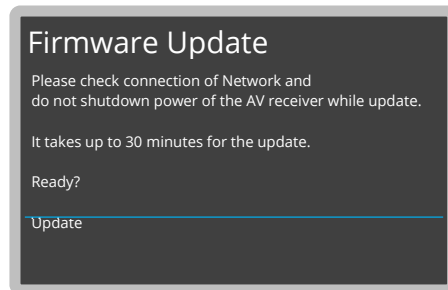
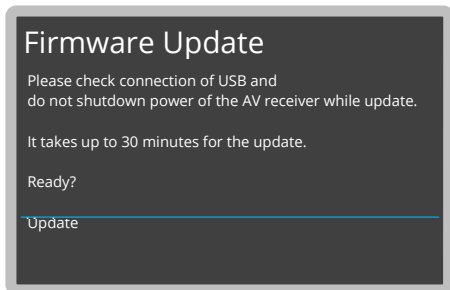
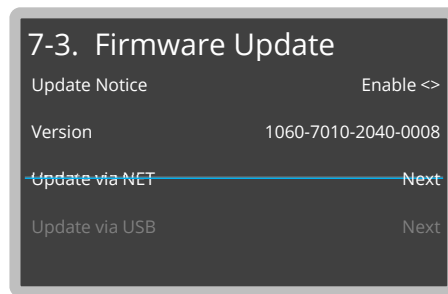
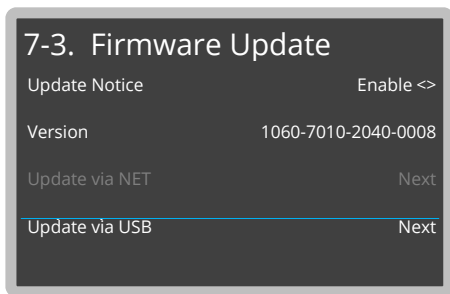
(6) Choose Update way



Tips  
Need PC and USB storage.  
\*Recommend way for stable update



Tips  
Need the High-Speed and Stable Network.  
Cable connection is stable



(7) Start Update

